



### Dual Mode

The AX 410 features on-board accessories and dual mode cleaning.

This carpet extractor is fast and effective at dirt extraction from carpets. Thanks to the intelligent design and quality engineering that are the hallmarks of all Nilfisk machines, AX 410 offers ready-to-go reliability and simple-to-use operation. <BR><BR>This unit has been designed to meet the demanding needs of cleaning mid-sized carpeted areas in offices, schools, airports, restaurants, hotels, malls and other heavy-traffic areas. <BR>

### PRODUCT FACTS






- Smart Solutions □ Dual mode cleaning for renovation or maintenance cleaning on AX 410
- Quality design and first class engineering saves water and chemicals
- State of the art moisture recovery speeds up drying time
- On board accessories on AX 410 make it easy to clean seat and wall coverings and hard to reach spots.
- The handle is adjustable for easy storage and ergonomic operation
- Hard floor cleaning on AX 410 with hard floor kit

Model	AX 310	AX 310	AX 310	AX 310
Ref. no	20000102	20000105	56265302	56265303
Description	AX 310 UK	AX 310 AUS	AX310	AX310J
<b>PRODUCT FEATURES</b>				
ADJUSTABLE HANDLE	■	■	■	■
DUAL CLEANING MODE				
HARD FLOOR CLEANING				
NO TOOL BRUSH REMOVAL	■	■	■	■
NO TOOL VACUUM SHOE REMOVAL				
UPHOLSTRY NOZZLE AS STANDARD				
<b>INCL. ACCESSORIES</b>				
56265340 BRUSH ASSEMBLY 12	■	■	■	■
56265044 BRUSH ASSEMBLY 16				
56220109 HAND TOOL ASSEMBLY				

Technical specifications	AX 310	AX 310	AX 310	AX 310
CABLE LENGTH (M)/ PLUG TYPE	7.5/UK	7.5/AU	7.5/EU	12/JP
VOLT/FREQUENCY (V/Hz)	220-240/50-60	220-240/50-60	220-240/50-60	120V/50-60
RATED POWER (W)	800	800	800	800
SUCTION POWER END OF TUBE (W)	-	-	-	-
AIRFLOW (L/SEC)	41	41	41	31
VACUUM AT NOZZLE (KPA)	-	-	-	-
SOUND PRESSURE LEVEL (DB(A) BS 5415)	72	72	72	72
WORKING WIDTH (MM)	260	260	260	260
SUCTION WIDTH (MM)	310	310	310	310
SOLUTION/RECOVERY TANK (L)	19/15	19/15	19/15	19/15
PUMP PRESSURE (BAR/PSI)	4/60	4/60	4/60	3,6/53
LENGTH X WIDTH X HEIGHT (CM)	64x33x72	64x33x72	64x33x72	64x33x72
WEIGHT (KG)	30	30	30	30
WEIGHT W/BATTERIES (KG)	-	-	-	-

Model	AX 410	AX 410	AX 410	AX 410
Ref. no	20000112	20000115	56265002	56265007
Description	AX 410 UK	AX 410 AUS	NILFISK AX410	NILFISK AX410J
<b>PRODUCT FEATURES</b>				
ADJUSTABLE HANDLE	■	■	■	■
DUAL CLEANING MODE	■	■	■	■
HARD FLOOR CLEANING	■	■	■	■
NO TOOL BRUSH REMOVAL	■	■	■	■
NO TOOL VACUUM SHOE REMOVAL	■	■	■	■
UPHOLSTERY NOZZLE AS STANDARD	■	■	■	■
<b>INCL. ACCESSORIES</b>				
56265340 BRUSH ASSEMBLY 12				
56265044 BRUSH ASSEMBLY 16	■	■	■	■
56220109 HAND TOOL ASSEMBLY	■	■	■	■

Technical specifications	AX 410	AX 410	AX 410	AX 410
CABLE LENGTH (M)/ PLUG TYPE	15/UK	15/AU	15/EU	12/JP
VOLT/FREQUENCY (V/Hz)	220-240/50-60	220-240/50-60	220-240/50-60	120V/50-60
RATED POWER (W)	1600	1600	1600	1600
SUCTION POWER END OF TUBE (W)	-	-	-	-
AIRFLOW (L/SEC)	46	46	46	33
VACUUM AT NOZZLE (KPA)	-	-	-	-
SOUND PRESSURE LEVEL (DB(A) BS 5415)	69	69	69	69
WORKING WIDTH (MM)	410	410	410	410
SUCTION WIDTH (MM)	457	457	457	457
SOLUTION/RECOVERY TANK (L)	30/23	30/23	30/23	30/23
PUMP PRESSURE (BAR/PSI)	4/60	4/60	4/60	4/60
LENGTH X WIDTH X HEIGHT (CM)	71x47x80	71x47x80	71x47x80	71x47x80
WEIGHT (KG)	45	45	45	45
WEIGHT W/BATTERIES (KG)	-	-	-	-

Accessories		Ref. no	Min. required	AX 310	AX 410
	<b>Tube</b>				
	WAND	56262209	1	■	■
	DRAG WAND	56265305	1	■	■
	SCRUB AND VAC WAND	56265306	1	■	■
	WAND ASSEMBLY	56314402	1	■	■
	<b>Hose Vacuum cleaners</b>				
	15FT HOSE ASSEMBLY	56265174	1	■	■
	HOSE ASSY	56265368	1	■	■
	<b>Broom cyl.</b>				
	BRUSH ASSEMBLY 16	56265044	1		■
	BRUSH ASSEMBLY, BLUE, 16	56265175	1		■
	BRUSH ASSEMBLY, 240 GRIT, 16	56265176	1		■
	BRUSH ASSEMBLY 12	56265340	1	■	
	<b>Assembly</b>				
ASSY SQUEEGEE 24"	56265150	1		■	
	<b>Others</b>				
	UPHOLSTERY TOOL ASSY	56220070	1	■	■
	HAND TOOL ASSEMBLY	56220109	1	■	■
	SCRUB/VAC TOOL 14 A	56250314	1	■	■
	WAND ASSY. W/SOFT FLOOR TOOL	56265173	1	■	■
	PLUG ADAPTOR KIT	56265309	1	■	■